

1) HELLO! HOW ARE YOU? WHO'S WELL? WHO'S NOT SO GOOD?, WHO'S TIRED?.....HOW MANY CHILDREN TODAY?

2) DEAD MAN'S CATCH - children are in a circle and you throw a ball around the circle asking: WHAT IS YOUR NAME ? HOW OLD ARE YOU ? WHERE DO YOU LIVE ? If the children make a mistake they must LOOSE A LEG and have to go down on one knee - they can get their leg back next go if they answer correctly!!

3) Ask the children if they know the difference between I AND YOU and have they noticed that you use YOU whether you are talking to one child or to all of them.

4) Talk about the days of the week and prepare pieces of card or paper with the names of all the days - make as many cards as their are children:

MONDAY... TUESDAY... WEDNESDAY... THURSDAY... FRIDAY...
SATURDAY... SUNDAY.....THIS IS THE WEEKEND!

Play the GUESSING GAME: children are sitting in a circle - the flashcards are all in the middle. One child thinks of a day of the week and whispers it in your ear Eg. TUESDAY!. The other children have to guess which day he has chosen and they each pick up a card with their chosen day on it. Then they chant through the days of the week and the second time around the child stops them at the day he has chosen and shouts YES ! IT'S TUESDAY !! All those who chose TUESDAY win a point, another child then has a go...

NB: In English, the word DAY is in every name of the days of the week.

Also, SUN is for SUN-DAY
MOON is for MON-DAY!

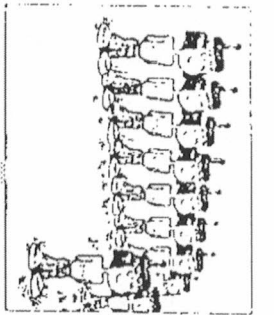

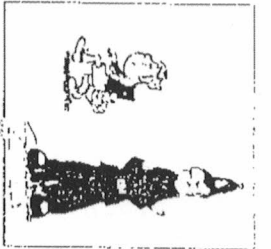
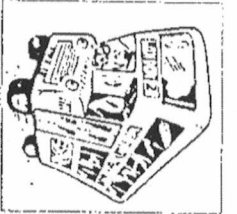
5) THE SONGS ACTIVITY SHEET AND BINGO:

Brother John (sleeping monk)
Baa Baa Black Sheep (black sheep)
10 Little Indians (Red Indians)
Five Green and Speckled Frogs (frogs sitting on a log)
The Wheels of the Bus (London bus)
I Went to School one Morning (policeman)
This is the Way we Wash our Hands (teeth and toothbrush)
Five Currant Buns (girl eating a bun)
Twinkle Twinkle Little Star (moon and star)
In a Cottage in a Wood (little house in a wood)
Ring-a-Ring-a-Roses (children holding hands in a circle)
Happy Birthday to You ! (birthday cake)


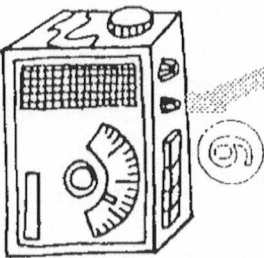
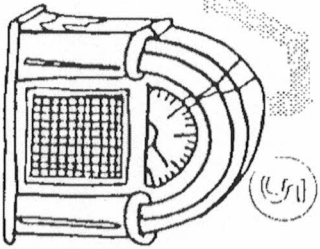
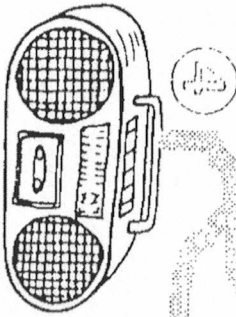
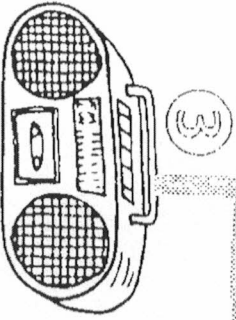
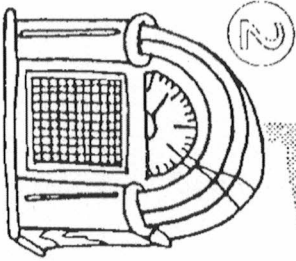
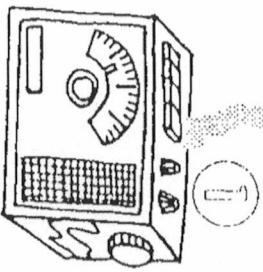
First, explain the different words to the children and their relation to the song or nursery rhyme that they know.

There are several way to use this Activity Sheet:

- a) **BINGO GAME.**
- b) **PAIRS GAME / MEMORY GAME:** Using two of each image, they must find the pairs.
- c) **GUESS THE PICTURE:** Cut out each card and put them face down on the floor. A child picks one and then sings or recites the song/nursery rhyme and the other children must guess what the card is Eg. A child picks a card, sings BAA BLACK SHEEP and the children have to guess A SHEEP !!
- d) **MATCH THE WORD WITH THE IMAGE:** For older children only who can match the written word with the image, like pairs. You will have to write the names of the songs on pieces of paper/card for this game.
- e) **GUESS THE SONG:** Enlarge the A4 sheet to A3 size and number the images from 1 - 12. Then, using 2 dice the children have to sing the song corresponding to the number they throw. (N.B. they cannot throw a 1 with 2 dice so therefore they will not have to learn BROTHER JOHN !).
- f) **BLOCKBUSTERS !!** (a popular English TV game!): Enlarge the A4 sheet to A3 size. Cover each picture with a square of coloured card with a number from 1 - 12 (stick them on with blu-tac). The children are in two teams, each team chooses its team symbol and colour Eg. A RED STAR / A BLUE SPOT. Each team in turn chooses a square from the A3 sheet: ORANGE, NUMBER 4 !... The picture is then uncovered and the team tries to name (or sing) it. If they don't know, the other team can have a go and the successful team can put their team symbol in the square. At the end of the game, each team counts its squares - the team with the most has won. A variation is for each team to get 3 squares in a row, horizontally, vertically or diagonally. The first team to do so has won.
- 6) **SIMON SAYS:** Introduce commands like WALK FAST !, WALK SLOWLY !, SING LOUDLY !, SING SOFTLY..SHHH ! These are usually very popular commands.
- 7) **ACTIVITY SHEET - THE RADIO**



- Colour:
- 1 = blue
 - 2 = red
 - 3 = yellow
 - 4 = green
 - 5 = orange
 - 6 = purple



K26A

Match the songs with the radios ...

LESSON 6b

1) Greet the children in the usual way: HELLO ! HOW ARE YOU ? WHERE DO YOU LIVE ? WHAT DAY IS IT TODAY ?

2) SALLY GO ROUND THE STARS ... Teach the children this song and accompany it with lots of actions !!!

SALLY GO ROUND THE STARS
SALLY GO ROUND THE MOON
SALLY GO ROUND THE CHIMNEY POTS
ON A SUNDAY AFTERNOON !! OOP !! ... ON A MONDAY AFTERNOON !

The children should form a circle, holding hands and dance around in a clockwise direction. At the end of the first verse (OOP !!!) they should kick their right legs up as high as possible. During the next verse, all dance in the other direction and then kick up your left legs !!!

3) HOPSCOTCH with days of the week (cf Lesson 1a)


4) THE PASSWORD (cf Lesson 4b)

Tell the children that you are going to say some words to them. When they hear a DAY OF THE WEEK, they must sit down. Get the children to march in a circle and then start saying a list of words like those given below:

CHAIR, HOUSE, MONDAY (they sit) YELLOW, MILK, GIRL, SUNDAY (they sit) HELLO, MUMMY, THANK YOU, WEDNESDAY (they sit) ... etc.

5) CAFE RECAP - Go over cafe vocabulary with the children by playing the following game:

Stick 9 food flashcards onto the wall (or lay them on the floor) in the following formation:



Divide the children into two teams - one is NOUGHTS and one is CROSSES.

The children then play the game of NOUGHTS AND CROSSES by selecting a food item, which you then turn over and write either a NOUGHT or a CROSS on the back.

The winning team should form a line - 000 or XXX

(You could give the teams colours instead)

6) ACTIVITY SHEET

a) WILLIAMS WEEK - Older children can write the answers in the gaps below.

b) WHAT AM I EATING TODAY ? - Younger children can colour in the pictures, cut them out and stick them onto the page or copy the pictures.

William's Week

Reminders

Lots of birthday parties this week - BUY PRESENTS!!!



Wednesday 7th



Sunday 4th

Thursday 8th

*Charlie's birthday party
19 Wood Lane*



Monday 5th



*George's birthday party
7a Park Street*

Friday 9th

Tuesday 6th

Saturday 10th

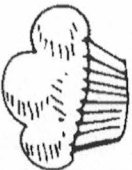

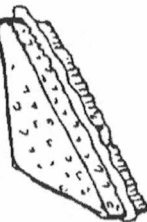



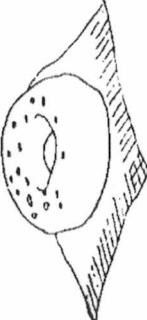


*Anna's birthday party
9 Kings Square*

1. George is years old.
His birthday is on
He lives at
2. Anna is years old.
Her birthday is on
She lives at
3. Charlie is years old.
His birthday is on
He lives at

six seven eight

What am I eating today ...?

 <p>a bun</p>	 <p>a hamburger</p>	 <p>a sandwich</p>	 <p>an ice-cream</p>	 <p>a bar of chocolate</p>	 <p>some sweets</p>	 <p>a doughnut</p>
---	--	---	---	---	--	---

<p>Sunday 4th</p>	<p>Thursday 8th</p>
<p>Monday 5th</p>	<p>Friday 9th</p>
<p>Tuesday 6th</p>	<p>Saturday 10th</p>
<p>Wednesday 7th</p>	