

1) Usual greetings. You can add:
 HOW MANY CHAIRS ? HOW MANY DOORS ? HOW MANY BOYS ? HOW MANY
 GIRLS ?

2) Quick game with colours. Eg: GIVE ME THE RED PEN,
 PLEASE...

3) **HAPPY FAMILIES CARD GAME:** Using the KIDS Club Family
 cards, introduce each member of each family individually,
 Eg:

HERE IS DADDY SWEET. HERE IS MUMMY SWEET
 HERE IS SISTER SWEET. HERE IS BROTHER SWEET

There are various ways you can use these cards:

a) **A MEMORY GAME:** Lay all the cards in rows of
 families and teach the children the names. Ask one
 child to close his/her eyes and another child to take
 a card away. When the child opens his/her eyes ask:
 "WHO IS MISSING?" and the child must guess the right
 member of the family. "BROTHER SPORT?" "YES!"
 With younger children use only the cards with the
 parents, or only the cards with the children, arrange
 them in pairs so that children can memorise the
 couples. Take out one card and ask: WHO IS MISSING?

b) **A GAME OF HAPPY FAMILIES:** The children are in 4
 teams. Deal out all the cards. Each team has to get
 as many complete families as possible by asking, in
 turn, the other teams for cards HAVE YOU GOT (or
 PLEASE GIVE ME) DADDY FRUIT etc.... As soon as they
 have a complete family they put it on the table in
 front of them. When all the families are complete -
 count to see who has the most - **THEY ARE THE WINNERS!!**

c) **FAMILY BINGO:** If you wish to make own FAMILY
 BINGO, take 6 or 12 A4 sheets and copy 4 family cards
 on each. You call out WHO'S GOT MUMMY BUTTERFLY
 etc.....

d) With younger children, play a game of pairs.
 Place all the cards face down on the floor. The
 children pick up two cards at a time and try to match
 them into pairs of the same family.

SUGGESTED SURNAMES FOR THE FAMILIES IN YOUR GAME:

- | | |
|------------------------|--------------------|
| * THE MONSTER FAMILY | * THE EGG FAMILY |
| * THE SWEET FAMILY | * THE FRUIT FAMILY |
| * THE BUTTERFLY FAMILY | |
| * THE SNAIL FAMILY | * THE SPORT FAMILY |

4) Review parts of the body, using the songs like:
 HEAD, SHOULDERS, KNEES AND TOES or WHO HAS A NOSE? or play
 a game of I'M TOUCHING, I'M TOUCHING....YOUR HEAD!!! etc...

5) **NUMBERS:** Try counting as far as possible and, using a blackboard, whiteboard or the back of a flashcard play: RUB OUT or WRITE...

6) This is a good time to review the dialogue in a snack-bar, adding HOW MUCH IS IT? and DO YOU LIKE IT? YES, IT'S GOOD... I LIKE CHOCOLATE!...etc..

7) **THE ALPHABET SONG:**
(To the tune of TWINKLE, TWINKLE LITTLE STAR...)

A, B, C, D, E, F, G !
H, I, J, K, L, M, N, O, P.
Q, R, S,
T, U, V
W, X, Y and Z !

NOW I KNOW MY A-B-C

NEXT TIME, WON'T YOU SING WITH ME.

(NB: There are two different pronunciations for Z - English and American. The American Z rhymes with P and the English rhymes with BED).

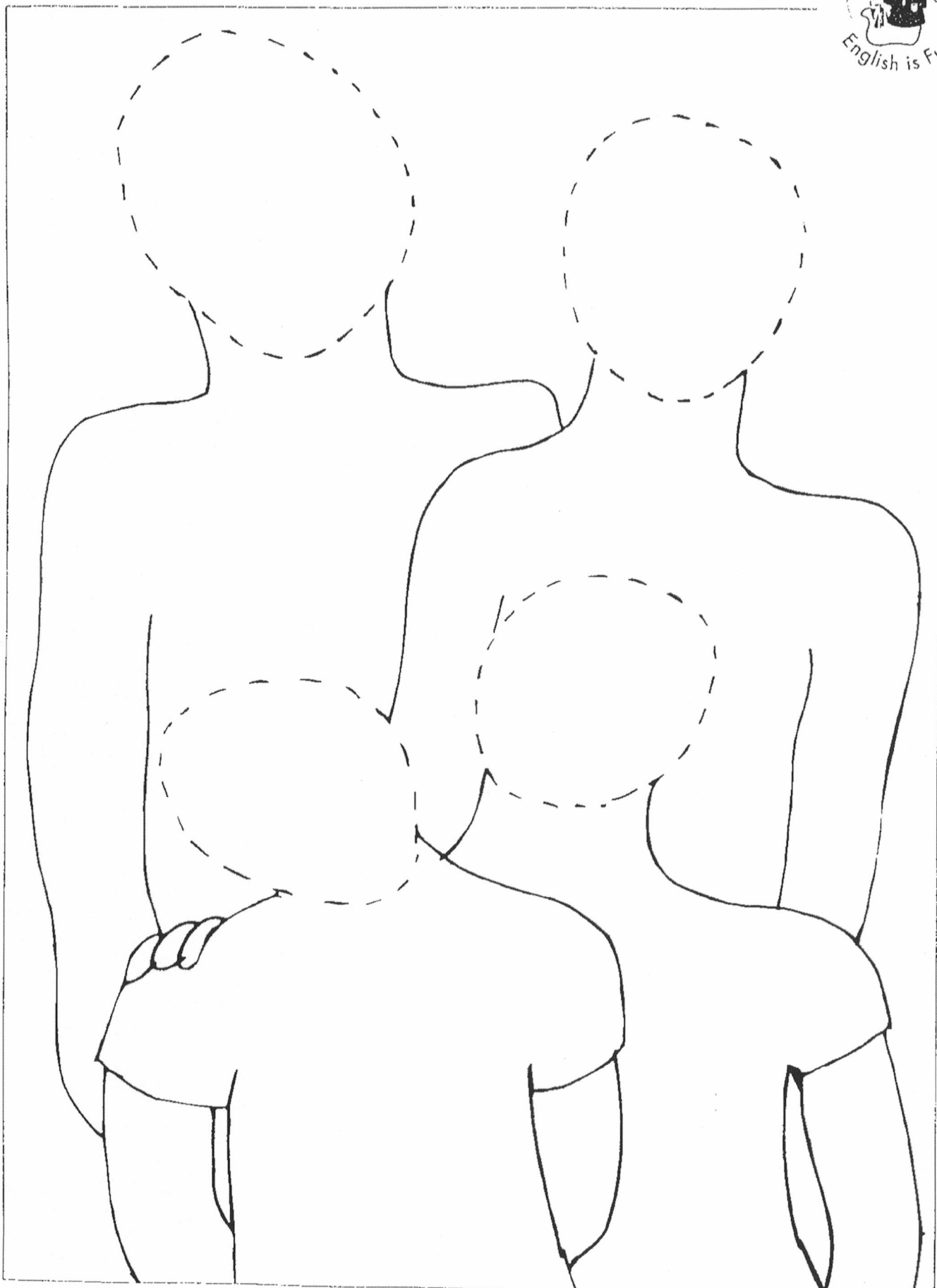
The older children can try to spell their name with the English alphabet. You can also play a spelling game: You begin to spell out the name of a child in English, the children must try to guess whose name you are spelling.

---> To attune the children to the sounds of the English alphabet and to insist on the good pronunciation of each letter.

8) **THE ALPHABET GAME:** The children are sitting in a circle. You start to spell a player's name. As soon as this player recognizes his/her name they must race around the circle and back to their place before you finish spelling their name. Please spell slowly if they have a very short name!!

9) **ACTIVITY SHEET:** a) **CREATE A FAMILY** - The children can now design a family of their own inspired by the cards!

Here is the family!!!




Create your own "HAPPY FAMILY"

KESA

LESSON 8b

- 1) Usual greetings.
- 2) FAMILY BINGO - Play the version of the game that the children most enjoyed in Lesson 8a.
- 3) MY FAMILY

On a board or large sheet of paper draw the following table:

NAME	FAMILY	HOW MANY
CATHERINE		5

Put your name and the names of your children in the left hand column. Next to your name, draw the members of your family, saying: THIS IS MY MUMMY, THIS IS MY DADDY, THIS IS MY HUSBAND, THESE ARE MY CHILDREN

Then ask a child to draw his/her family members. Ask them: CAN YOU DRAW YOUR MUMMY ? IS THIS YOUR BROTHER ? etc ...

Then write the number of people in the HOW MANY column.

You could also do this with the HAPPY FAMILIES and you and the children could take it in turns to pretend to be MUMMY BUTTERFLY or BROTHER SPORT, introducing the remainder of the family ...

4) WHAT'S YOUR NAME MR WOLF ?

Give each child a card from the HAPPY FAMILIES GAME (remembering which ones you have given out !!)

The children ask you: WHAT IS YOUR NAME ?

You reply: MY NAME IS MUMMY SWEET !!!

The child who has Mummy Sweet must then try and run to the other side of the room without being caught by you.

If you reply: MY NAME IS (Your name) !!


The children have to run to a designated safe area.

5) A quick game of SIMON SAYS ...

6) ACTIVITY SHEET - SPOT THE DIFFERENCE

Spot the difference !!!

K-2-8B



The Snail Family



The Snail Family